



acdsee Photo Studio for Mac 4

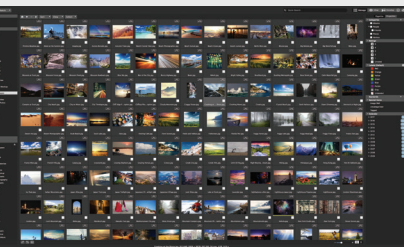
Total Photography Control

With RAW support for over 450 camera models, customizable batch presets, drag and drop searching, vast digital asset management features, and a full toolkit of non-destructive adjustments, ACDSee Photo Studio 4 is well-positioned as your go-to digital photography resource. Harness the flexibility and control of instant, import-free access to your images, professional processing enhancements, and enough organizational tools to suit even the most particular workflow.



RAW Parametric Power

Take your RAW images from rough sensor data to eye-catching digital art with ACDSee Photo Studio's powerful RAW processing engine. With built-in RAW support, you'll have the freedom to parametrically correct exposure, clarity, sharpness, lighting, color, noise, details, and much more.



Control Your Collection


Make your own photography workflow rules with extensive tools for moving, finding, sorting, and sharing. Sort by date, rate images to keep track of your best work, and set categories and keywords using the method that works for you. Organize your collection, find duplicates to save space, view and edit EXIF and IPTC information, and embed your own metadata. Identify individual images for further processing with customizable color labels and visual tags.

Top Features




▶ Straighten it Out

Dull, blurry, crooked images are no match for ACDSee Photo Studio. You can draw a line across your image's horizon, and the Straighten function will flawlessly correct its orientation to your line, ensuring it looks perfectly shot from the get-go. Then, achieve definition with a sharpening tool that is designed to preserve edge detail. Control the amount of sharpened pixels around each edge, coarse versus fine detail, and the appearance of noise.



▶ Expose Every Detail

Take charge of the spectrum by boosting individual colors or all tones in your images. Increase or reduce exposure, recover highlights, and add fill light, contrast, and clarity, as desired. Produce a glamorous impact with the Soft Focus tool. Like a diffusion lens filter, the Soft Focus tool provides dreamy blur by reducing harsh lines and intensifying colors.



▶ Lighten & Balance

Tonal range, temperature, tint, midtones, and highlights are all yours to command. Select the RGB color channel to adjust the entire range of the image, or select a specific color. With our patented Light EQ™ technology, you can rescue details from shadows and restore an image's natural brightness and contrast. This tool intuitively lightens shadows and darkens highlights in specific areas without affecting the image as a